

ADORE

Supporting Health

Pain Management Aids
Rehabilitation Aids
Immobilizers



CATALOG

W.E.F. 1-12-2019

AdoreMedical.com



Adore Medical's mission is to make high quality orthopaedic support braces, fracture aids and pain management aids easily accessible because we believe that everyone deserves good health.

We strictly follow international standards and source only the highest quality materials to develop our products.

Our commitment to supporting good health for everyone drives every facet of our business and partnerships. Innovation, dedication and strong relationships with our distribution partners are the core values that define Adore Medical Private Limited.



**“ Our family stands behind Adore
Medical so you can stand up for
yours. ”**

- Damodar Prasad Agrawal

Founder

CONTENTS:

A. BODY BRACES

1. Abdominal Belt	06
2. Lumbo Sacral Support	07
3. Contoured L.S. Support	08
4. Rib Belt	09
5. Sternal Support	10
6. Dorsolumbar Brace	11
7. Tummy Trimmer	12

B. CERVICAL AIDS

1. Cervical Collar Soft With Support	14
2. Cervical Collar Soft	15
3. Cervical Pillow (Memory Foam)	16
4. Philadelphia Collar	17
5. Cervical Collar Hard	18

C. FRACTURE AIDS

1. Pouch Arm Sling (Tropical)	20
2. Elastic Shoulder Immobilizer	21
3. Universal Shoulder Immobilizer	22
4. Clavicle Brace	23
5. Shoulder Support Neoprene	24
6. Pouch Arm Sling (Baggy)	25

D. KNEE AND ANKLE SUPPORT

1. Ankle Binder	27
2. Anklet	28
3. Knee Cap	29
4. Knee Cap with Open Patella	30
5. Knee Cap with Rigid Hinge	31
6. Knee Immobilizer (Short)	32
7. Knee Immobilizer (Long)	33
8. Knee Immobilizer (22")	34
9. Elastic Knee Support	35
10. Knee Wrap Hinged (Neoprene)	36
11. R.O.M. Knee Brace	37

E. WRIST AND FOREARM PRODUCTS

1. Wrist Support Double Lock	39
2. Wrist Support With Thumb	40
3. Tennis Elbow Support	41
4. Elbow Support	42
5. Elastic Wrist Splint	43

F. FINGER SPLINTS

1. Finger Cot	45
2. Frog Splint	46
3. Thumb Spica Splint	47
4. Finger Extension Splint	48
5. Mallet Finger Splint	49


G. OTHER AIDS

1. Heel Cushion	51
2. Insole (Silicon)	52
3. Compression Stockings Mid Thigh	53
4. Compression Stockings Below Knee	54

BODY BRACES



Abdominal Belt
Lumbo-sacral Support
Contoured L.S. Support
Rib Belt
Sternal Support
Dorsolumbar Brace
Tummy Trimmer





ABDOMINAL BELT

AD-101



SIZE	INCHES	CENTIMETER
Small	28-32	70-80
Medium	32-36	80-90
Large	36-40	90-100
X Large	40-44	100-110
XX Large	44-48	110-120
XXX Large	48-52	120-130
XXXX Large	52-56	130-140

APPLICATION


- Stand in an upright position. This will make the application of abdominal belt easier.
- Place the top of the abdominal support just below the navel.
- Stretch out the abdominal belt with both hands, maintaining the position of the belt below the navel line.
- Wrap one end of the abdominal support around the stomach region, making sure to keep the stretch of the abdominal support.
- Pull the other end of the abdominal support over the previous side, ensuring that you stretch out the end of the belt as per as possible.
- Secure the abdominal support by pressing the two ends against one another. Check the abdominal support to make sure that it is tight around the stomach.

FEATURES

- Made from high quality elastic materials
- Hook & loop closures for proper fitting
- Breathable and moisture transporting weaving Simple and quick application

INDICATIONS

- Postoperative conditions of the abdomen
- Post-delivery umbilical and ventral hernia



LUMBO SACRAL SUPPORT

AD-102



SIZE	INCHES	CENTIMETER
Small	28-32	70-80
Medium	32-36	80-90
Large	36-40	90-100
X Large	40-44	100-110
XX Large	44-48	110-120
XXX Large	48-52	120-130
XXXX Large	52-56	130-140

APPLICATION

- Apply in standing position.
- Unfasten all closures.
- Place around back and upper buttocks area.
- Pull sides with hook & loop fastener until the support holds the upper buttocks snugly.
- Fasten closure on the support base.
- Use side flaps for extra support around the waist.

FEATURES

- Semi rigid design
- Side pulls for added support
- Hook & loop closure for proper fitting
- Breathable and moisture-transporting weaving
- Simple and quick application

INDICATIONS

- The product can be used anytime while sitting, walking or driving to maintain the correct posture of lower back
- Postoperative care of the lumbar spine
- Low back pain
- Low back sprains/strains
- Lumbar disc injury
- Degenerative Disc Disease
- Herniated Disc or PIVD



CONTOURED L.S. SUPPORT

AD-103



SIZE	INCHES	CENTIMETER
Small	28-32	70-80
Medium	32-36	80-90
Large	36-40	90-100
X Large	40-44	100-110
XX Large	44-48	110-120
XXX Large	48-52	120-130
XXXX Large	52-56	130-140

APPLICATION

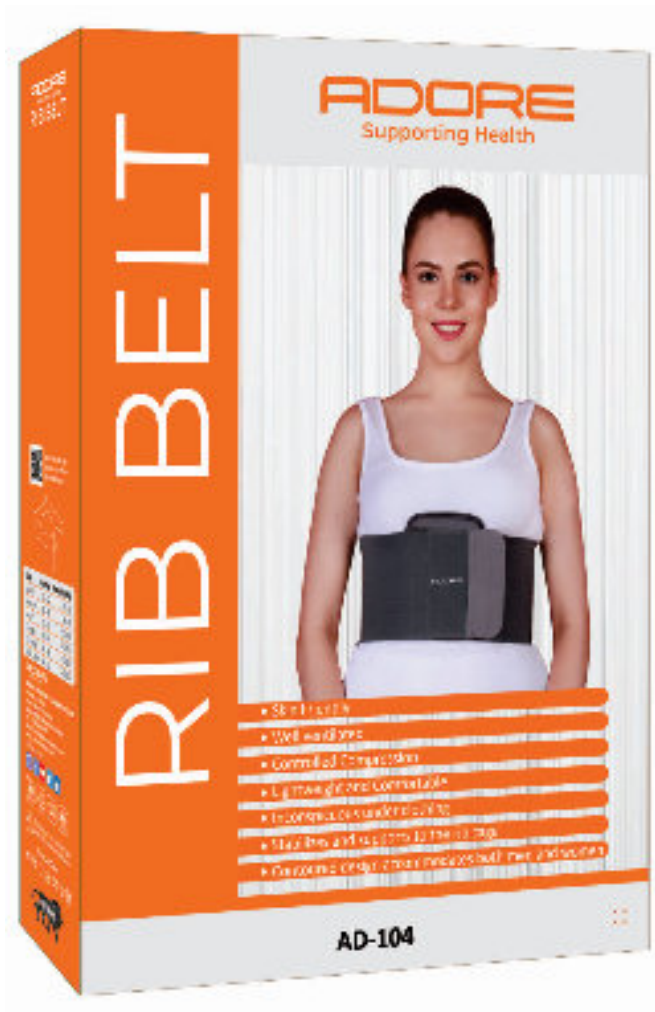
- Apply in standing position.
- Unfasten all closures. Place around back and upper buttocks area.
- Pull sides with hook and loop fastener until the support holds the upper buttocks snugly.
- Fasten closure on the support base.
- Use side flaps for extra support around the waist.

FEATURES

- Anatomically contoured rigid splints
- Side pulls for added support
- Hook & loop closure for proper fitting
- Breathable and moisture transporting weaving
- Simple and quick application

INDICATIONS

- The product can be used anytime while sitting, walking or driving to maintain the correct posture of lower back
- Postoperative care of the lumbar spine
- Low back pain
- Low back sprains/strains
- Lumbar disc injury
- Degenerative Disc Disease
- Herniated Disc or PIVD



RIB BELT

AD-104



SIZE	INCHES	CENTIMETER
Small Medium	28-32	70-80
Large	32-36	80-90
X Large	36-40	90-100
XX Large XXX	40-44	100-110
Large	44-48	110-120
	48-52	120-130

APPLICATION

- Apply in standing or sitting position.
- Unfasten closures and place the rib belt around rib cage area.
- Place splinting pad at the center of the chest.
- Cut-out area should be centered directly under the breasts on women.
- Pull sides with hook & loop fastener until the support holds the rib cage snugly.
- Fasten closure on the support base.

FEATURES

- Hook & loop closure for easy application and removal
- With splinting pad for patient comfort
- Breathable and moisture-transpiring weaving
- Simple and quick application

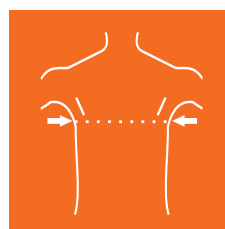
INDICATIONS

- Rib fracture
- Intercostal muscle strain
- Chest pain
- Reinforce ribs
- Decrease anti-inflammatory medications
- Decrease rib pain symptoms



STERNAL SUPPORT

AD-105



SIZE	INCHES	CENTIMETER
Small	28-32	70-80
Medium	32-36	80-90
Large	36-40	90-100
X Large	40-44	100-110
XX Large	44-48	110-120
XXX Large	48-52	120-130

APPLICATION


- Apply in standing or sitting position.
- Unfasten closures and place the sternal support around rib cage area.
- Place splinting pad at the sternum.
- Cut-out area should be centered directly under the breasts on women.
- Pull sides with hook & loop fastener until the support holds the rib cage snugly.
- Fasten closure on the support base.

FEATURES

- Hook & loop closures for easy application and removal
- With splinting pad for patient comfort
- Breathable and moisture-transporting weaving
- Simple and quick application

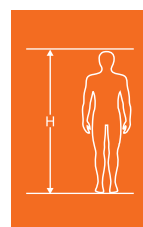
INDICATIONS

- Stabilization of fracture of sternum
- Protecting and binding surgical incision of the chest
- Reinforce ribs and sternum
- Post Cardiothoracic surgeries
- Helps patients regulate pain management.



DORSOLUMBAR BRACE

AD-106



SIZE	FEET	CENTIMETER
Short	4.6'x5.6'	140-171
t	5.6'x6.6'	171-201
Long		



SIZE	FEET	CENTIMETER
Universal	28-44	70-110
Special Size	44-52	110-130

APPLICATION

- Apply in standing position.
- Unfasten all the closures. Place Adore Dorsolumbar brace around shoulders, back and upper buttocks area.
- Contour the aluminum frame to the shape of your spine and the corset section will be fitted appropriately based on your waist line.
- Fasten front and shoulder straps securely on its position.
- Once all the hook & loop straps are in place, Check the position is comfortable over the hips and waist and that the shoulder straps in the correct position and tightened.

FEATURES

- Anatomically contoured splints for perfect immobilization
- Clavicle straps with cotton stockinet to correct shoulder posture
- Thoracic straps provides additional support
- Abdomen elastic panel with hook loop closers for easy application and support
- Hook & loop closure for proper fitting
- Simple and quick application

INDICATIONS

- Postural deformity
- Osteoporosis of the spine
- Post operative care of spine
- Mild thoraces and Lumber injuries
- Degenerative Disc Disease
- Herniated Disc or PIVD



TUMMY TRIMMER

AD-107



SIZE	INCHES	CENTIMETER
Small	28-32	70-80
Medium	32-36	80-90
Large	36-40	90-100
X Large	40-44	100-110
XX Large	44-48	110-120
XXX Large	48-52	120-130
XXXX Large	52-56	130-140

APPLICATION

- Stand in an upright position, this will make the application of tummy trimmer easier.
- Place the top of the belt just below the navel.
- Stretch out the belt with both hands, maintaining the position of the belt below the navel line.
- Wrap one end of the belt around the stomach region, making sure to keep the stretch of the belt.
- Pull the other end of the tummy trimmer over the previous side, ensuring that you stretch out the end of the belt as per as possible.
- Secure the belt by pressing the two ends against one another.
- Check the belt to make sure that it is tight around the stomach.

FEATURES

- Porous, three panel webbing
- Broad hook & loop tape panel
- Optimal compression, tones up abdominal muscles following surgery or pregnancy.
- Optimal compression binds surgical incisions and improve healing of abdomen and chest.
- Provides pain relief during movement or cough.
- Can be used in ventral hernia

INDICATIONS

- Postural deformity
- Osteoporosis of the spine
- Postoperative care of the spine
- Mild thoraces and Lumber injuries
- Degenerative Disc Disease
- Herniated Disc or PIVD

CERVICAL AIDS



Cervical Collar Soft With Support

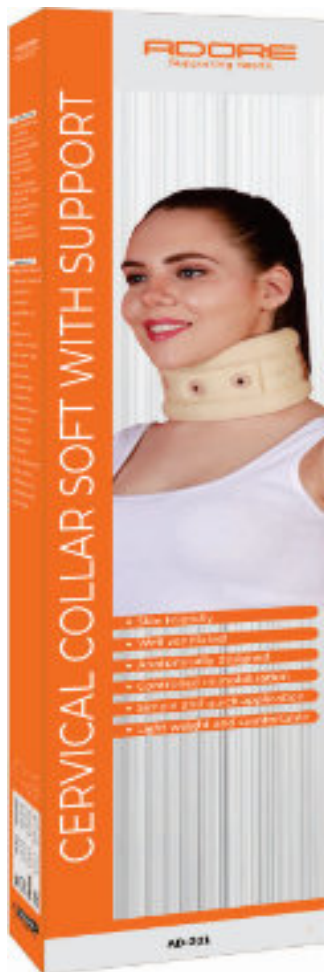
Cervical Collar Soft

Cervical Memory Foam Pillow

Philadelphia Collar

Cervical Collar Hard





CERVICAL COLLAR SOFT WITH SUPPORT AD-201



SIZE	INCHES	CENTIMETER
Small	3.0-3.5	7.5-8.75
Medium	3.5-4.5	8.75-10.0
Large	4.0-4.5	10.0-11.25
X Large	4.5-5.0	11.25-12.50

APPLICATION

- Look straight ahead and keep your chin parallel to the floor.
- Fit the collar snugly around your neck.
- Attach the fasteners at the back of your neck.
- Make sure that you can breathe comfortably.
- If the collar feels too tight, remove it and put it on again.

FEATURES

- Made of firm density foam
- Covered with a soft, smooth cotton stockinet
- Splint inside for better neck support
- Eyelets for better ventilation
- Hook & Loop closers for proper fit
- Durable and longer life

INDICATIONS

- Cervical Trauma
- Neck Pain and Stiffness
- Excessive Mobility
- Rheumatoid Arthritis
- Strain of Neck Muscles
- Whiplash Recovery
- Degenerative Disc Disease

CERVICAL AIDS



CERVICAL COLLAR SOFT AD-202



SIZE	INCHES	CENTIMETER
Small	3.0-3.5	7.5-8.75
Medium	3.5-4.5	8.75-10.0
Large	4.0-4.5	10.0-11.25
X Large	4.5-5.0	11.25-12.50

APPLICATION

- Look straight ahead and keep your chin parallel to the floor.
- Fit the collar snugly around your neck.
- Attach the fasteners at the back of your neck.
- Make sure that you can breathe comfortably.
- If the collar feels too tight, remove it and put it on again.

FEATURES

- Made of soft density foam
- Covered with a soft, smooth cotton stockinet
- Hook & loop closers for proper fit
- Durable and longer life

INDICATIONS

- Cervical Trauma
- Neck Pain and Stiffness
- Excessive Mobility
- Rheumatoid Arthritis
- Strain of Neck Muscles
- Whiplash Recovery
- Degenerative Disc Disease

CERVICAL PILLOW (MEMORY FOAM) AD-203



SIZE	INCHES	CENTIMETER
Universal	3.0-3.5	7.5-11.25

APPLICATION

- Cervical pillow can be used as the routine cervical pillow when a cervical hypolordosis (less than normal curvature of the spine) exists, to prevent hypolordosis, or when cervical spasms or strains occur.
- These pillows are used to help relieve spasms, remove minor tensions and maintain or resume the natural cervical lordotic curve while at rest.

FEATURES

- Made of memory foam
- Covered with a soft, smooth, skin-friendly, cotton fabric
- Durable and longer life

INDICATIONS

- Cervical Trauma
- Neck Pain and Stiffness
- Whiplash injuries
- Arthritis
- Morning hand stiffness and swelling
- Temporomandibular disorders
- Strain of Neck Muscles

CERVICAL AIDS

PHILADELPHIA COLLAR (CERVICAL ORTHOSIS) AD-204



SIZE	INCHES	CENTIMETER
Small	3.0-3.5	7.5-8.75
Medium	3.5-4.5	8.75-10.0
Large	4.0-4.5	10.0-11.25

APPLICATION

- Look straight ahead and keep your chin parallel to the floor.
- Position the back part of the collar around the neck.
- Then position the front half of the collar in place on the neck overlapping it with the back portion as the chin rests in the recessed area.
- Fasten the hook loop closures securely.
- Make sure that you can breathe comfortably.
- If the collar feels too tight, remove it and put it on again.

FEATURES

- Made of Ethafoam material
- Trachea opening In Front Alleviates Heat And Moisture
- Two-Piece design for perfect immobilization of the neck
- Chin support ensures a comfort fit
- Hook & loop closers for proper fit
- Durable and longer life

INDICATIONS

- Cervical Trauma
- Accidental and Trauma
- Cervical Spondylitis
- Burn



CERVICAL COLLAR HARD

AD-205



SIZE	INCHES	CENTIMETER
Small	3.0-3.5	7.5-8.75
Medium	3.5-4.5	8.75-10.0
Large	4.0-4.5	10.0-11.25

APPLICATION

- Look straight ahead and keep your chin parallel to the floor.
- Adjust both parts of Adore hard collar as according to height of your neck.
- Position the collar around the neck.
- Fasten the hook loop closures securely.
- Make sure that you can breathe comfortably.
- If the collar feels too tight, remove it and put it on again.

FEATURES

- Two-piece design with height adjustment ensures perfect immobilization of the neck
- Ethafoam edge padding ensures comfortable application
- Easy to clean maintain
- Hook & loop closers for proper fit
- Durable and longer life


INDICATIONS

- Cervical Trauma
- Accidental Trauma
- Cervical Spondylitis
- Rheumatoid Arthritis
- Strain of Neck Muscles
- Whiplash Recovery
- Degenerative Disc Disease

FRACTURE AIDS



Pouch Arm Sling (Tropical)
Elastic Shoulder Immobilizer
Universal Shoulder Immobilizer
Clavicle Brace
Shoulder Neoprene Support
Pouch Arm Sling (Baggy)





POUCH ARM SLING TROPICAL

AD-301



SIZE	INCHES	CENTIMETER
Child	19.7-23.6	50-60
Small	27.6-31.5	70-80
Medium	31.5-35.4	80-90
Large	34.4-39.4	90-100
X Large	39.4-43.3	100-110

APPLICATION

- Unfasten shoulder strap from pouch buckle.
- Find the open side of pouch arm sling and put that so it faces your good arm.
- Insert the arm into the pouch with the elbow placed snugly into the corner.
- Rest the thumb in thumb cradle.
- Put the strap around the neck, secure it with buckle closure.
- Make sure that arm should rest horizontally
- Position shoulder pad over the shoulder at maximum pressure point for comfort

FEATURES

- Made from soft, comfortable and skin-friendly material
- Thumb cradle for added support
- Shoulder pad relieves pressure from the shoulder
- Adjustable strap with a buckle for a customized fit
- Breathable and moisture transporting weaving

INDICATIONS

- Fracture of arm
- Wrist fracture
- Sprains
- Arm/Shoulder immobilization
- Post-surgery/Post-cast care

FRACTURE AIDS



ELASTIC SHOULDER IMMOBILIZER

AD-302



SIZE	INCHES	CENTIMETER
Small	28-32	70-80
Medium	32-36	80-90
Large	36-40	90-100
X Large	40-44	100-110
XX Large	44-48	110-120

APPLICATION

- Place large chest strap around the chest and secure with Hook & loop tightly.
- Bend your elbow to 90° and secure the wrist with the wrist cuff.
- Make sure the wrist is tightly secured against the chest wall.
- Wrap the upper arm cuff around the biceps.
- Finally, attach the shoulder cup.

FEATURES

- Elastic chest band and humerus and forearm cuff with contact closure
- Extra shoulder cup for perfect immobilization and compression
- Made from high-quality elastic materials
- Hook and loop closures for proper fit
- Breathable and moisture transporting weaving

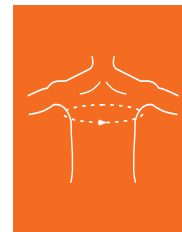
INDICATIONS

- Shoulder dislocation or post-surgical immobilization
- Shoulder immobilizing
- Decrease anti-inflammatory medications
- Decrease pain symptoms
- Improve shoulder joint function
- Improve rehab



UNIVERSAL SHOULDER IMMOBILIZER

AD-303



SIZE	INCHES	CENTIMETER
Universal	28-42	70-107
Special	42-52	107-130

APPLICATION

- Apply the Adore Universal Shoulder Immobilizer in stand position.
- Place the injured arm into the sling bag.
- Adjust the length of the Hook & loop straps as according to the arm position and secure it properly.
- Wrap the big strap around the upper arm.
- Make sure that the arm is maintained in its functional position.

FEATURES


- Enough room for the injured limb
- Universal baggy sling with extra wrap around strap ensures perfect immobilization
- Made from high-quality foam materials
- Hook and loop closures for proper fit
- Breathable and moisture transporting weaving

INDICATIONS

- Shoulder dislocation or post-surgical immobilization
- Shoulder and arm immobilizing
- Decrease anti-inflammatory medications
- Decrease pain symptoms
- Improve shoulder joint function
- Improve rehabilitation



FRACTURE AIDS



CLAVICLE BRACE AD-304



SIZE	INCHES	CENTIMETER
Small	< 34	< 85
Medium	34-40	85-100
Large	40 - 46	100-115
X Large	46-52	115-130

APPLICATION

- Place the shoulder strap of Adore clavicle brace over the shoulder.
- Make sure that the back panel of the brace placed at the center of each shoulder.
- Cross straps under armpits and places the shoulder straps through buckle of the back panel.
- Secure comfortably with hook loop closures.

FEATURES

- Made from soft, comfortable and skin-friendly material
- Soft, comfortable shoulder and underarm padding for patient comfort
- Adjustable strap with a buckle for a customized fit
- Breathable and moisture transporting weaving

INDICATIONS

- Clavicle fracture
- Strain
- Trauma
- Posture problems
- Immobilization of clavicle area



SHOULDER SUPPORT (NEOPRENE)

AD-305



SIZE	INCHES	CENTIMETER
Universal	26-36	66-91.4
Special Size	36-48	91.4-121.4

APPLICATION

- Pull the shoulder support over the arm and shoulder
- Pull the straps until desired tension
- Adhere the chest strap

FEATURES

- Made from Neoprene bonded nylon fabric
- Four way stretchable
- Anatomical shape ensures
- Perfect fitting and optimal immobilization.
- Retains body heat for pain relief and quicker healing.
- Easy to wear.
- Can be worn inconspicuously under clothing.

INDICATIONS

- Shoulder Injury
- Arthritic pain of the shoulder joint
- Bursitis and tendonitis
- Shoulder dislocation
- Rotator cuff injury
- Shoulder inflammation



POUCH ARM SLING (BAGGY)

AD-306



SIZE	INCHES	CENTIMETER
Child	19.7-23.6	50-60
Small	27.6-31.5	70-80
Medium	31.5-35.4	80-90
Large	34.4-39.4	90-100
X Large	39.4-43.3	100-110

APPLICATION

- Unfasten shoulder strap from pouch buckle.
- Find the open side of pouch arm sling and put that so it faces your good arm.
- Insert the arm into the pouch with the elbow placed snugly into the corner.
- Rest the thumb in thumb cradle.
- Put the strap around the neck, secure it with buckle closure.
- Make sure that arm should rest horizontally
- Position shoulder pad over the shoulder at maximum pressure point for comfort

FEATURES

- Made from soft, comfortable and skin-friendly material
- Thumb cradle for added support
- Shoulder pad relieves pressure from the shoulder
- Adjustable strap with a buckle for a customized fit
- Breathable and moisture transporting weaving

INDICATIONS

- Fracture of arm
- Wrist fracture
- Sprains
- Arm/Shoulder immobilization
- Post-surgery/Post-cast care

KNEE AND ANKLE SUPPORTS



Ankle Binder

Anklet

Knee Cap

Knee Cap with Open Patella

Knee Cap with Rigid Hinge

Knee Immobilizer (Short)

Knee Immobilizer (Long)

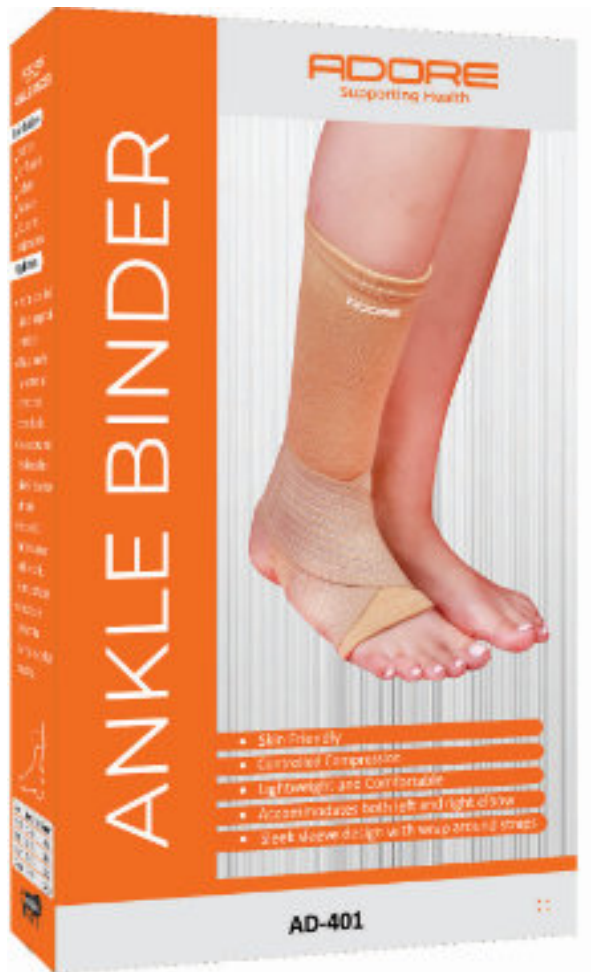
Knee Immobilizer (22")

Elastic Knee Support

Knee Wrap Hinged

R.O.M. Knee Brace





ANKLE BINDER AD-401



SIZE	INCHES	CENTIMETER
Small	7.2-8.4	18-21
Medium	8.4-9.6	21-24
Large	9.6-10.8	24-27
X Large	10.8-12	27-30

APPLICATION

- Insert your foot into Adore Ankle Support.
- Pull the sleeve firmly over your foot and ankle.
- Make sure that heel is comfortably placed at heel opening.
- Wrap straps around the ankle.
- Attach hook loop fasteners, adjusting the straps to the desired comfort.

FEATURES

- Figure of eight application for effective compression and support
- Made from sturdy, four way elasticized fabric
- Comfortable and durable material
- Breathable and moisture-transporting weaving

INDICATIONS

- Sprains
- swelling
- Arthritis
- Tendonitis
- Pain and inflammation

KNEE AND ANKLE SUPPORTS



ANKLET AD-402



SIZE	INCHES	CENTIMETER
Small	7.2-8.4	18-21
Medium	8.4-9.6	21-24
Large	9.6-10.8	24-27
X Large	10.8-12	27-30

APPLICATION

- Insert your foot into Adore Ankle.
- Pull the sleeve firmly over your foot and ankle.
- Make sure that heel is comfortably placed at heel opening.

FEATURES

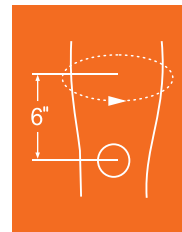
- Made from sturdy, four-way elasticized fabric
- Comfortable and durable material
- Breathable and moisture-transporting weaving
- Simple and quick-wear with easy pull-on application

INDICATIONS

- Sprains
- swelling
- Arthritis
- Tendonitis
- Pain and inflammation



KNEE CAP AD-403



SIZE	INCHES	CENTIMETER
Small	17.8-17.2	37-43
Medium	17.2-19.6	43-49
Large	19.6-22	49-55
X Large	22-24.4	55-61
XX Large	24.4-26.8	61-67

APPLICATION

- The knee must be fully extended.
- Slide the Adore Knee Cap over the foot.
- Pull the knee cap firmly over your lower leg and knee.
- Ensure an equal length of the knee cap above and below of your Patella

FEATURES

- Made from sturdy, tapered, four way elasticized fabric
- Comfortable and durable material
- Breathable and moisture-transpiring weaving
- Simple and quick wear with easy pull on application

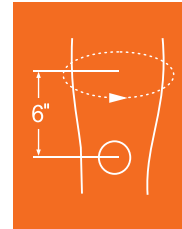
INDICATIONS

- Arthritic pain
- Swelling
- Ligaments or muscles injury
- Post-operative knee support
- Sprains and strains of the knee
- Stabilization of weak knees
- Prevention of sports injuries

KNEE AND ANKLE SUPPORTS



KNEE CAP WITH OPEN PATELLA AD-404



SIZE	INCHES	CENTIMETER
Small	17.8-17.2	37-43
Medium	17.2-19.6	43-49
Large	19.6-22	49-55
X Large	22-24.4	55-61
XX Large	24.4-26.8	61-67

APPLICATION

- The knee must be fully extended.
- Slide the knee cap over the foot.
- Pull the knee cap firmly over lower leg and knee and thigh.
- Make sure that patella is comfortably placed in the patellar opening.

FEATURES

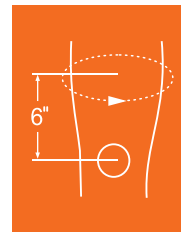
- Anterior patellar opening relieves pressure from patella
- Made from sturdy, tapered, four way elasticized fabric
- Comfortable and durable material
- Breathable and moisture-transporting weaving
- Simple and quick wear with easy pull on application

INDICATIONS

- Arthritic pain
- Swelling
- Ligaments or muscles injury
- Mild Sprains and strains
- Stabilization of weak knees
- Prevention of sports injuries



KNEE CAP WITH RIGID HINGE AD-405



SIZE	INCHES	CENTIMETER
Small	17.8-17.2	37-43
Medium	17.2-19.6	43-49
Large	19.6-22	49-55
X Large	22-24.4	55-61
XX Large	24.4-26.8	61-67

APPLICATION

- The leg must be fully extended and supported.
- Open all hook & loop straps.
- Slide the sleeve up your leg.
- Place widest edges of the brace along the thigh, making sure the hinges are positioned on each side of the knee joint.
- Ensure easy hinges and knee movement.
- Tighten hook & loop closers from top to bottom by pulling it until it is tight.
- Do not over tighten the straps. This could cut off circulation to the leg.

FEATURES

- Made from sturdy, four-way elasticized fabric
- Comfortable and durable material
- Breathable and moisture-transpiring weaving
- Simple and quick-wear with easy pull-on application

INDICATIONS

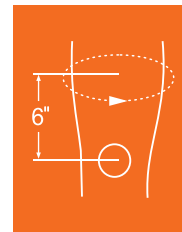
- Arthritic pain
- of sports injuries Osteoarthritis of the knee
- Ligaments or tendon injury
- Post-operative knee support
- Sprains or strains
- Stabilization of weak knees

KNEE AND ANKLE SUPPORTS



KNEE IMMOBILIZER (SHORT TYPE)

AD-406



SIZE	INCHES	CENTIMETER
Small	17.8-17.2	37-43
Medium	17.2-19.6	43-49
Large	19.6-22	49-55
X Large	22-24.4	55-61
XX Large	24.4-26.8	61-67

APPLICATION

- The leg must be fully extended and supported.
- Open all hook & loop straps.
- Slide the sleeve up your leg.
- Place widest edges of the brace along the thigh, making sure the hinges are positioned on each side of the knee joint.
- Ensure easy hinges and knee movement.
- Tighten hook & loop closers from top to bottom by pulling it until it is tight.
- Do not over tighten the straps. This could cut off circulation to the leg.

FEATURES

- Anatomically contoured posterior and lateral splints for perfect immobilization
- Extra Patellar strap
- Hook & loop straps with loop closures
- Made of extra soft and skin-friendly material
- Accommodates both right and left leg

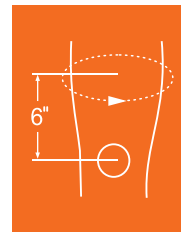
INDICATIONS

- Ligament injuries
- Tibial plateau fractures
- Osteochondral repairs
- Patellar tendon repairs
- Acute sprains/strains of the knee
- Post Cast care
- Post/Pre operative care



KNEE IMMOBILIZER (LONG TYPE)

AD-407



SIZE	INCHES	CENTIMETER
Small	17.8-17.2	37-43
Medium	17.2-19.6	43-49
Large	19.6-22	49-55
X Large	22-24.4	55-61
XX Large	24.4-26.8	61-67

APPLICATION

- The leg must be fully extended and supported.
- Open all of the hook & loop straps as well as the foam liner.
- Place behind the leg with the strut centered and with equal distance from the knee to the top and bottom.
- Wrap the foam liner around the leg and secure.
- Starting at the bottom, tighten each strap, moving upward.
- Do not over tighten the straps. This could cut off circulation to the leg.

FEATURES

- Anatomically contoured posterior and lateral splints for perfect immobilization
- Extra Patellar strap
- Hook & loop straps with loop closures
- Made of extra soft and skin-friendly material
- Accommodates both right and left leg

INDICATIONS

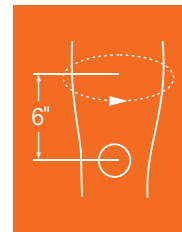
- Ligament injuries
- Tibial plateau fractures
- Osteochondral repairs
- Patellar tendon repairs
- Acute sprains/strains of the knee
- Post Cast care
- Post/Pre operative care

KNEE AND ANKLE SUPPORTS



KNEE IMMOBILIZER (22")

AD-408



SIZE	INCHES	CENTIMETER
Small	17.8-17.2	37-43
Medium	17.2-19.6	43-49
Large	19.6-22	49-55
X Large	22-24.4	55-61
XX Large	24.4-26.8	61-67

APPLICATION

- The leg must be fully extended and supported.
- Open all of the hook & loop straps as well as the foam liner.
- Place behind the leg with the strut centered and with equal distance from the knee to the top and bottom.
- Wrap the foam liner around the leg and secure.
- Starting at the bottom, tighten each strap, moving upward.
- Do not over tighten the straps. This could cut off circulation to the leg.

FEATURES

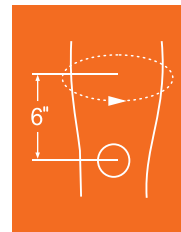
- Anatomically contoured posterior and lateral splints for perfect immobilization
- Extra Patellar strap
- Hook & loop straps with loop closures
- Made of extra soft and skin-friendly material
- Accommodates both right and left leg

INDICATIONS

- Ligament injuries
- Tibial plateau fractures
- Osteochondral repairs
- Patellar tendon repairs
- Acute sprains/strains of the knee
- Post Cast care
- Post/Pre operative care



ELASTIC KNEE SUPPORT AD-409



SIZE	INCHES	CENTIMETER
Small	17.8-17.2	37-43
Medium	17.2-19.6	43-49
Large	19.6-22	49-55
X Large	22-24.4	55-61
XX Large	24.4-26.8	61-67

APPLICATION

- The leg must be fully extended and supported.
- Open hook & loop straps as well as both sides of the product.
- Wrap each of the two side straps under the knee and attach them to support.
- Adjust them until firm fit yet comfortable.
- Make sure the hinges are positioned on each side of the knee joint.
- Ensure easy hinges and knee movement.
- Tighten hook & loop closers from top to bottom by pulling it until it is tight.
- Do not over tighten the straps. This could cut off circulation to the leg.

FEATURES

- Made from elastic
- Comfortable and durable material
- Adjustable straps provide controlled compression
- Hinges provides support with smooth flexion and extension movement of the knee
- The wrap-around design is perfect for swollen knees

INDICATIONS

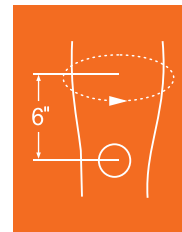
- Arthritic pain
- Delay surgery
- Osteoarthritis of the knee
- Ligaments or tendon injury
- Reduce quad cramping
- Sprains or strains
- Stabilization of weak knees
- Prevention of sports injuries

KNEE AND ANKLE SUPPORTS



KNEE WRAP HINGED (NEOPRENE)

AD-410



SIZE	INCHES	CENTIMETER
Small	14.8-17.2	37-43
Medium	17.2-19.6	43-49
Large	19.6-22	49-55
X Large	22-24.4	55-61
XX Large	24.4-26.8	61-67

APPLICATION


- The leg must be fully extended and supported.
- Open hook & loop straps as well as the both sides of the product.
- Wrap each of the two side straps under knee and attach them to support. Adjust them until firm fit yet comfortable.
- Make sure the hinges are positioned on each side of the knee joint.
- Ensure easy hinges and knee movement.
- Tighten hook & loop closers from top to bottom by pulling it until it is tight.
- Do not over tighten the straps. This could cut off circulation to the leg.

FEATURES

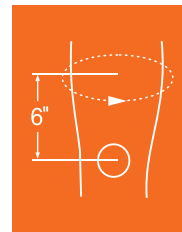
- Made from sturdy, tapered, four way elasticized, Comfortable and durable neoprene material
- Open knee design relieves pressure from patella
- Adjustable straps provides controlled compression
- Bi axial Hinges provides support with smooth flexion and extension movement of the knee
- Simple and quick wearing with easy wrap around application

INDICATIONS

- Arthritic pain
- Delay surgery
- Osteoarthritis of the knee
- Ligaments or tendon injury
- Post-operative knee support
- Sprains or strains
- Stabilization of weak knees
- Prevention of sports injuries



R.O.M. KNEE BRACE AD-411



SIZE	INCHES	CENTIMETER
Universal	14.8-22	37-55

APPLICATION

- Place the knee brace as per thigh side and calf side indication
- Open the brace and pass the brace under of below the knee
- Pass the strap from the ring
- Tighten the lower strap followed by the upper strap
- Make sure the anatomical knee axis matches with the R.O.M. Controller of the brace
- Adjust the angle on the dial as per requirement

FEATURES

- R.O.M. Dial with 0 to 120 degree flexion
- 0 to 60 degree hyper extension.
- Provides locking at any angle or motion between any two angles, with intervals of 15 degrees.
- Neoprene liner with silicone coating enhances
- High cushioning and comfort.
- Ergonomic design
- Light in weight
- Easy to wear and remove
- Straps with reverse buckle mechanism provide controlled

INDICATIONS

- Arthritis/Osteoarthritis
- Hamstring Injury
- Knee Ligament Instability
- Knee Sprain
- Medial/Lateral Collateral
- Swelling and Inflammation
- Total Knee Replacement

WRIST AND FOREARM PRODUCTS



Wrist Support Double Lock


Wrist Support With Thumb

Tennis Elbow Support

Elbow Support

Elastic Wrist Splint





WRIST SUPPORT DOUBLE LOCK

AD-501



SIZE	INCHES	CENTIMETER
Small	4.9-6.1	12.5-15.5
Medium	6.1-7.3	15.5-18.5
Large	7.3-8.5	18.5-21.5

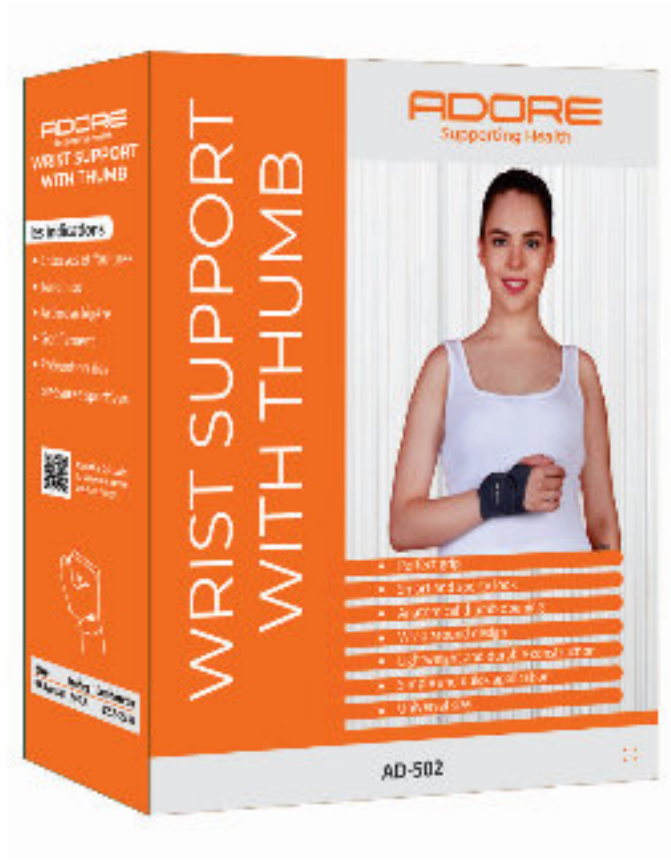
FEATURES

- Adjustable fasteners for customized fit
- Allows free movement of the hand
- Breathable and moisture transporting waving

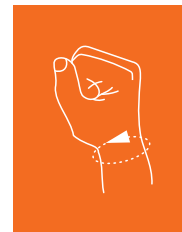
INDICATIONS

- Sprains and Strains
- Mild Osteoarthritis
- Swelling
- Prevention of sports injury

WRIST AND FOREARM PRODUCTS



WRIST SUPPORT WITH THUMB AD-502



SIZE	INCHES	CENTIMETER
Universal	9-9.5	12.5-23.8

FEATURES

- Adjustable fasteners for customized fit
- Allows free movement of the thumb and fingers
- Breathable and moisture transporting waving

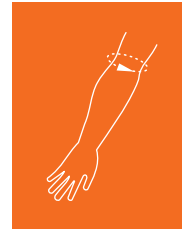
INDICATIONS

- Sprains and Strains
- Tendonitis
- Mild Osteoarthritis
- Swelling
- Prevention of sports injury



TENNIS ELBOW SUPPORT

AD-503



SIZE	INCHES	CENTIMETER
Small	7-10	18-25
Medium	10-12	25-30
Large	12-14	30-35
X Large	14-16	35-40

APPLICATION

- Unfasten the closure and unfold the tennis elbow support.
- Position the unfolded brace just below your elbow.
- The padded part of the brace rests on your outer forearm - the side facing away from your waist.
- Wrap the strap of the brace around your forearm, and fasten it over the brace with the clip.
- Adjust the brace if it is too tight or too loose.

FEATURES

- Adjustable fasteners for customized fit
- Reverse buckle for customized grip and compression
- Breathable and moisture transporting waving

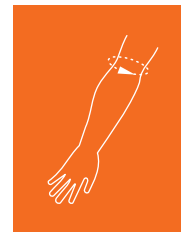
INDICATIONS

- Tennis/golf elbow
- Tendonitis
- Swelling

WRIST AND FOREARM PRODUCTS



ELBOW SUPPORT AD-504



SIZE	INCHES	CENTIMETER
Small	7-10	18-25
Medium	10-12	25-30
Large	12-14	30-35
X Large	14-16	35-40

APPLICATION

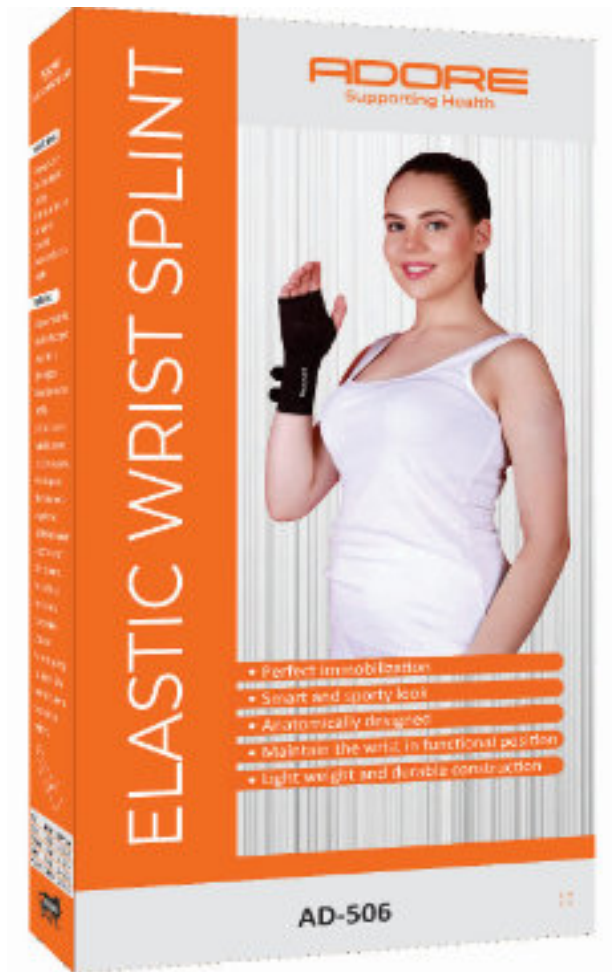
- The arm must be fully extended.
- Hold the elbow support in your opposite hand by the edge that will be around your upper arm.
- Pull the elbow support firmly over your lower arm and elbow.
- Position the elbow support so that your elbow and the bend of your arm are at the apex of the elbow support.
- Ensure an equal length of the elbow support above and below of your elbow.

FEATURES

- Made from sturdy, tapered, four way elasticized fabric
- Comfortable and durable material
- Breathable and moisture-transporting waving
- Simple and quick wear with easy pull on application

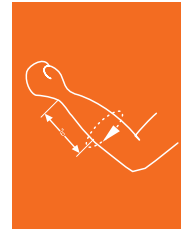
INDICATIONS

- Strains and Sprains
- Arthritis or Bursitis
- Post operative and post traumatic irritation
- Pain and inflammation
- Post elbow Arthroscopy
- Chronic swelling and edema
- Prevention of sports injuries



ELASTIC WRIST SPLINT

AD-506



SIZE	INCHES	CENTIMETER
Small	7.2-8.5	18.3-21.6
Medium	8.5-9.8	21.6-24.9
Large	9.8-11.1	24.9-28.2
X Large	11.1-12.4	28.2-31.5

APPLICATION

- Loosen all fasteners of splint.
- Slide hand into the brace.
- Aluminum splint should contact with palm side.
- Position the palm with palmer crease and the splint should be rests comfortably in the palm.
- Tighten each strap with desired compression.
- Do not over tighten the straps. This could cut off circulation to the wrist.

FEATURES

- Perfect immobilization
- Smart and sporty look
- Anatomically designed
- Maintain the wrist in functional position
- Lightweight and durable construction

INDICATIONS

- Post surgery
- Post cast management
- Wrist Sprains and Strains
- Tendonitis
- Carpal Tunnel Syndrome

FINGER SPLINTS



Finger Cot Splint

Frog Splint

Thumb Spica Splint

Finger Extension Splint

Mallet Finger Splint





FINGER COT SPLINT

AD-601



SIZE	INCHES	CENTIMETER
Small	< 2	< 5
Medium	2-	5-7.5
Large	3-	7.5-10
	4	

FEATURES

- Made of U shape aluminium for perfect immobilization
- Extra hook & loop closures for perfect fitting
- Soft foam liner for patient comfort
- The high-quality material ensures longer life of the product

INDICATIONS

- Provides support to the injured fingers
- Stabilizes and immobilizes the joints of the finger
- Protection of finger in fracture post-operative care
- Sprains, bruises, cuts, and scrapes of fingers



FINGER SPLINTS



FROG SPLINT AD-602




SIZE	INCHES	CENTIMETER
Small	< 2	< 5.5
Medium	2-	7.5
Large	3	7.5-10
	3-	
	4	

FEATURES

- Made of strong, durable, malleable aluminium material
- Soft foam liner for patient comfort.
- Aluminium wings for customizing the fit and perfect fitting

INDICATIONS

- Provides support to the injured fingers
- Stabilizes and immobilizes the joints of the finger
- Protection of finger in fracture post-operative care
- Sprains, bruises, cuts, and scrapes of fingers



THUMB SPICA SPLINT

AD-603



SIZE	INCHES	CENTIMETER
Universal	5-9.5	12.5-23.8

APPLICATION

- Unfasten the closures.
- Slide thumb into aluminum splint until the splint is at the base of the thumb up.
- Wrap and secure to the base of the thumb at the back.
- Adjust thumb strap to the desired compression

FEATURES

- Removable and malleable splint
- Wrap-around design
- Hook & loop Closures for Proper Fitting
- Breathable and moisture transporting weaving allows free movement of the hand and fingers

INDICATIONS

- Bursitis
- Sprains of thumb
- Soft tissue injuries
- Collateral ligament support
- Avulsion fractures of the thumb
- Increase thumb stabilization
- Decrease thumb pain symptoms
- Immobilize and promotes healing of CMC & MCP joints



FINGER SPLINTS



FINGER EXTENSION SPLINT

AD-604



SIZE	INCHES	CENTIMETER
Small	< 2	< 5 5-
Medium	2-	7.5
Large	3	7.5-10
	3-	
	4	

FEATURES

- Made from coated aluminum body
- Very lightweight
- Provides rigid immobilization.
- Ergonomic U-shaped design
- Well ventilated and comfortable.
- Ethafoam lining for cushioning
- Inbuilt hook loop fasteners

INDICATIONS

- Provides support to the injured fingers
- Stabilizes and immobilizes the joints of the finger
- Protection of finger in fracture post-operative care
- Sprains, bruises, cuts, and scrapes of fingers



MALLET FINGER SPLINT

AD-605



SIZE	INCHES	CENTIMETER
Universal	< 2-4	< 5-10

FEATURES

- Made from coated aluminum body
- Very lightweight
- Provides rigid immobilization.
- Well ventilated and comfortable.
- Ethafoam lining for cushioning
- Inbuilt hook loop fasteners

INDICATIONS

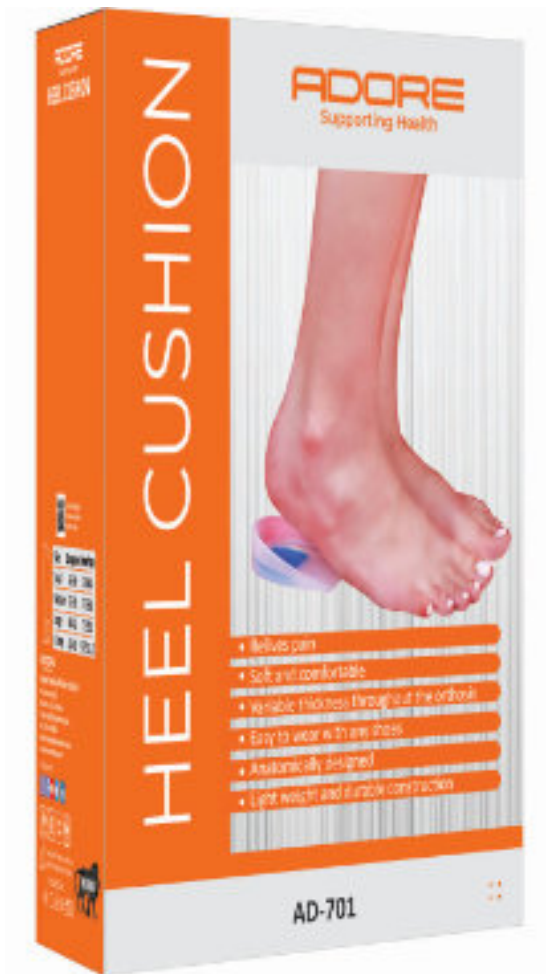
- DIP Extensor lag (PROM) or contracture (No PROM)
- DIP Dropped finger
- Axial load when DIP extended or flexion force to the fingertip

OTHER AIDS



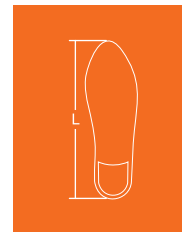
Heel Cushion
Insole (Silicon)
Compression Stockings
Mid Thigh
Compression Stockings
Below Knee





HEEL CUSHION

AD-701



SIZE	AMERICAN	EUROPEAN
Small	2.8-4.4	34-36
Medium	5.3-6.8	37-39
Large	7.5-9.0	40-42
X Large	9.75-11.5	43-45

APPLICATION

- Heel Cushion can be used as a heel pad under the shoes to relieve direct pressure on the heel.

FEATURES

- Made of a medical grade silicone for long lasting support and comfort
- Silicone gives optimal absorption of the shock generated from everyday and high impact heel strike
- The softer blue insert relieves pressure on painful heel areas

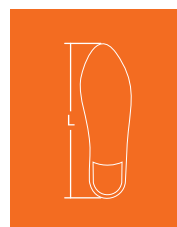
INDICATIONS

- Achilles Tendonitis
- Heel Pain
- Heel Spurs
- Improve quality of life
- Provides optimum cushioning, protection, and shock absorption

OTHER AIDS



INSOLE (SILICON) AD-702



SIZE	AMERICAN	EUROPEAN
Small	2.8-4.4	34-36
Medium	5.3-6.8	37-39
Large	7.5-9.0	40-42
X Large	9.75-11.5	43-45

APPLICATION

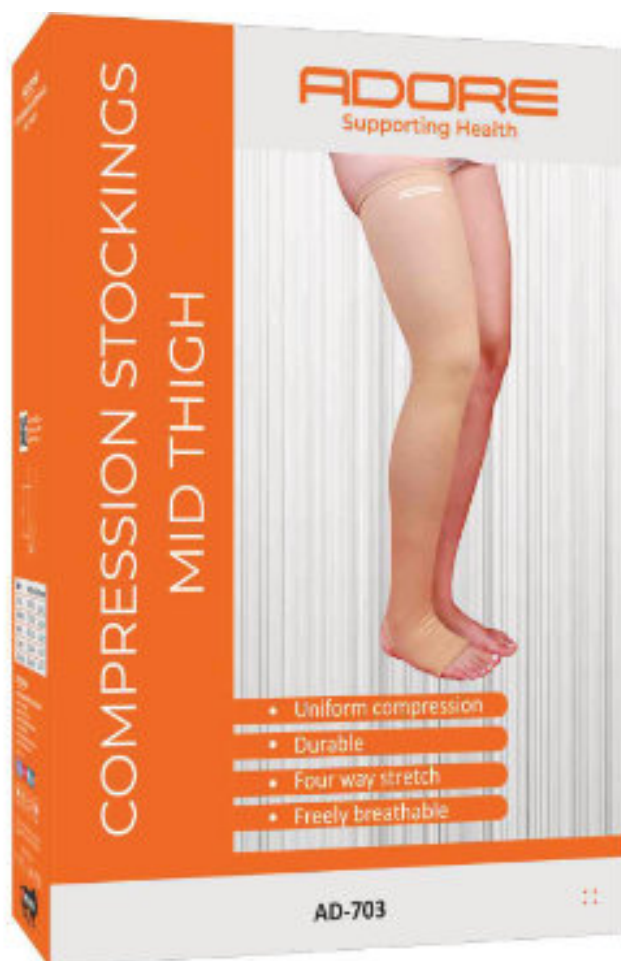
- Insole (silicon) can be used as a soft pad under the shoes to relieve pain direct pressure on the foot.

FEATURES

- Made of a medical grade silicone for long lasting support and comfort
- Silicone gives optimal absorption of the shock generated from everyday and high impact foot strike
- It distributes pressure evenly throughout the foot, allowing normal blood circulation
- The softer blue insert relieves pressure on painful areas

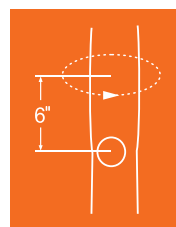
INDICATIONS

- Achilles Tendonitis
- Heel Pain
- Heel Spurs
- Improve quality of life
- Provides optimum cushioning, protection, and shock absorption
- Helps prevent foot pain caused by long walking



COMPRESSION STOCKINGS MID THIGH

AD-703



SIZE	INCHES	CENTIMETER
Small	14.8-17.2	37-43
Medium	17.2-19.6	43-49
Large	19.6-22	49-55
X Large	22-24.4	55-61
XX Large	24.4-26.8	61-67

APPLICATION

- Raise legs in comfortable sitting position.
- Turn the stockings inside out up to heel pocket.
- Wear from the foot portion of the stockings and insure the correct place of heel.
- Pull the remaining reversed portion upto the leg.

FEATURES

- Skin Friendly quality
- High denier yarns
- Durability,
- Higher Spandex content ensure effective compression.
- 4 Way Stretch
- Tapered Shape

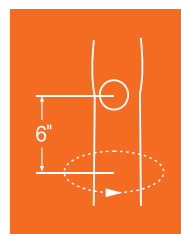
INDICATIONS

- Varicose Veins
- Spider Veins
- Inflammation of the veins
- Tired
- Aching or swollen legs.



COMPRESSION STOCKINGS BELOW KNEE

AD-704



SIZE	INCHES	CENTIMETER
Small	9.8-11.3	25-29
Medium	11.3-12.8	29-33
Large	12.8-14.3	33-36
X Large	14.3-15.8	36-40
XX Large	15.8-17.3	40-44

APPLICATION

- Raise legs in comfortable sitting position.
- Turn the stockings inside out up to heel pocket.
- Wear from the foot portion of the stockings and insure the correct place of heel.
- Pull the remaining reversed portion up to the leg.

FEATURES

- Skin Friendly quality
- High denier yarns
- Durability,
- Higher spandex content ensure effective compression.
- 4 Way Stretch
- Tapered Shape

INDICATIONS

- Varicose Veins
- Spider Veins
- Inflammation of the veins
- Tired
- Aching or swollen legs.



Head Office:

ADORE MEDICAL PRIVATE LIMITED

Plot No. A-189(A) Road No.01-D,
Vishwakarma Industrial Area,
Jaipur - 302013, Rajasthan, India

Phone: +91 141 401 5880

AdoreMedical.com